



# ANNUAL REPORT

JULY 2022–JUNE 2023



## **Tertiary Institutions Service Centre Ltd**

ACN: 624 152 834  
ABN: 24 830 500 871

### **Address for all correspondence**

Level 1, 100 Royal Street  
EAST PERTH WA 6004

### **Office Location**

First Floor  
100 Royal Street  
EAST PERTH WA 6004

Telephone: (08) 9318 8000  
Facsimile: (08) 9225 7050  
Website: [www.tisc.edu.au](http://www.tisc.edu.au)

TISC is a registered trademark.

## FOREWORD

---

It is a pleasure and a privilege as Chairs of the TISC Board and Management Committee that we present the 2022-23 Annual Report of the Tertiary Institutions Service Centre (TISC).

2022-23 saw a new Chief Executive Officer, Andrew Crevald, join TISC in mid-July and a series of governance and strategy workshops completed that resulted in a renewed focus on governance and strategy for TISC. Mr Crevald brings experience working on UWA, Murdoch, ECU, and Curtin campuses over 35 years involvement in higher education in Western Australia as well as two recent years working as principal executive officer of a group of three institutes of higher education based in New South Wales, Victoria, and Queensland.

This report contains information about the various functions and operations of the TISC together with financial statements and statistical information on the 2022-23 applications cycle. Detailed statistical tables relating to 2022 WA Year 12 results and 2022-23 application, offer and enrolment information are available at [www.tisc.edu.au](http://www.tisc.edu.au).

A significant change for TISC in the 2022-23 financial year was the decision by Murdoch and UWA to use TISC exclusively for all school leaver applications to those institutions. This resulted in school leaver applications to all four primary members returning to TISC. The University of Notre Dame Australia allowed school leaver applicants to apply through TISC or to continue to apply direct to UNDA.

During the 2022-23 admissions cycle, TISC processed a total of 14,387 undergraduate university applications, resulting in 11,986 offers being made for Semester One 2023 entry. During this period, 1,192 candidates completed the Special Tertiary Admissions Test, and 90 students completed the 2022 WA Universities' Foundation Program.

This year, TISC continued working with The University of Notre Dame Australia as a participating member institution. This saw increased functionality being utilised by the UNDA team to support their domestic undergraduate admissions activities here in WA.

TISC remains committed to its schools outreach and engagement activities where students are equipped with all the information required to navigate their journey to their university of choice. In 2022-23 TISC attended 112 school visits where we spoke to an estimated combined audience of over 7,250 students and parents.

During 2022-23 TISC's governance review a new Governance Charter was approved. This saw the retirement of the Management Committee and the establishment of a Members Advisory Committee in its stead. At the same time, Mr Matthew Evans' two year term as Chair of the Management Committee came to an end. On behalf of the TISC Board and the Management Committee members we thank Matthew sincerely for his professionalism, commitment to TISC, and for his passion for ensuring TISC continues to serve potential higher education students as best we can.

Finally we acknowledge the hard-working, future-focussed, inclusive, innovative TISC team for everything they do to support TISC's member universities and associate member higher education institutions. The TISC team has demonstrated a long track record of using technology and their understanding of the admissions journey to deliver timely, low-cost, student-centric services to all those aspiring to study at WA's world class higher education institutions. We also wish to thank TISC's Board of Directors, members of the Management Committee, and the various committees of TISC for their continued commitment, cooperation, and support.

**E/Prof Andrew Taggart**  
Chair, TISC Board of Directors

**Mr Rick Ackermann**  
Chair, Members Advisory Committee

## Contents

---

FOREWORD .....	i
TERTIARY INSTITUTIONS SERVICE CENTRE LTD .....	3
Objects of the Tertiary Institutions Service Centre Ltd .....	3
Major Activities of the Centre .....	3
Shareholder Member Institutions .....	3
Participating Member Institutions .....	3
Associate Member Institutions (2022-2023).....	3
GOVERNANCE.....	4
Board of Directors .....	4
Management Committee .....	5
Specific Purpose Committee .....	6
CENTRE ADMINISTRATION .....	7
Contract Staff.....	7
Ongoing Staff.....	7
Casual Staff .....	7
INITIATIVES & DEVELOPMENTS.....	9
General Developments .....	9
Information Technology Developments .....	12
Customer Service.....	15
School Curriculum and Standards Authority Liaison .....	18
Interstate Liaison .....	18
APPLICATIONS PROCESSING.....	19
Applications .....	19
Offers.....	21
University Enabling Programs.....	22
Equity Adjustments and Alternative Entry.....	23
Preferences.....	24
Results Retrievals.....	24
SPECIAL TERTIARY ADMISSIONS TEST.....	25
WESTERN AUSTRALIAN UNIVERSITIES' FOUNDATION PROGRAM .....	29
SCHOOL VISITS.....	35
SCHEDULE OF KEY DATES 2022-2023 .....	37
TISC PUBLICATIONS.....	38
SCHEDULE OF FEES AND CHARGES 2022-2023 .....	39
APPENDICES .....	40
WESTERN AUSTRALIAN UNIVERSITIES' FOUNDATION PROGRAM STATISTICS   APPENDIX A..	41
FINANCIAL REPORTS - TISC LTD   APPENDIX B.....	44

# **TERTIARY INSTITUTIONS SERVICE CENTRE LTD**

---

The Tertiary Institutions Service Centre (TISC) was established on 10 December 1975 by an agreement of the participating tertiary institutions. A new constitution was subsequently drawn up in June 1984 to establish the Tertiary Institutions Service Centre (Incorporated) (TISC Inc) under the Associations Incorporations Act 1895-1982. The constitution was revised in April 1995, and again in June 2001.

In 2017, as a result of a strategic review conducted the previous year, a new constitution was adopted, and TISC registered as a not-for-profit company, limited by guarantee, on 1 February 2018. TISC Ltd is also registered as a charity with the Australian Charities and Not-for-profits Commission.

## **Objects of the Tertiary Institutions Service Centre Ltd**

The objects of the Centre are as follows:

- (i) to process the applications for admissions to the Institutions;
- (ii) to enhance and facilitate interest and participation in higher education in the state of Western Australia;
- (iii) to do all such acts, matters and things and carry out such other functions as the Members deem desirable to further the objects of the Centre and the common interests of the Institutions.

## **Major Activities of the Centre**

- (i) Processing of all applications for admission to the participating member universities for undergraduate programs of study (including those with graduate entry) and other courses as agreed from time to time;
- (ii) Conduct of specially designed tests such as the Special Tertiary Admissions Test (STAT);
- (iii) Administration of the Western Australian Universities Foundation Program (WAUFP);
- (iv) Publication of information in relation to admission in Western Australian public universities.

## **Shareholder Member Institutions**

Curtin University  
Edith Cowan University  
Murdoch University  
The University of Western Australia

## **Participating Member Institutions**

The University of Notre Dame, Australia (Since 26 May 2021)

## **Associate Member Institutions (2022-2023)**

Engineering Institute of Technology  
Stanley College (from March 2023)  
CQUniversity Australia (until December 2022)  
Tabor College of Higher Education (until March 2023)

## GOVERNANCE

### Board of Directors

The TISC Board is made up of five Directors; one from each of the four primary members, nominated by the Vice-Chancellor of each university, and an independent Chair.

The Board is responsible for setting strategic direction for TISC and approving the annual operating budget.

Meeting Dates: 8 July 2022, 2 September 2022, 18 November 2022, 24 March 2023, 30 June 2023

Directors			Meetings Attended				
			Jul	Sep	Nov	Mar	Jun
E/Prof Andrew Taggart	Chair		√	√	√	√	√
Prof Paul Brunton	Deputy Vice Chancellor, Academic	Curtin University	√	√			
Prof Arshad Omari	Senior Deputy Vice-Chancellor	Edith Cowan University	√	√	√	√	√
Prof Kylie Readman	Deputy Vice-Chancellor Education & Equity	Murdoch University	√	√			
Prof Helen Wildy	Interim DVC Education	Murdoch University					√
Prof David Sadler	Deputy Vice-Chancellor, Education	The University of Western Australia		√		√	√
<b>Standard Invitees</b>							
Mr Matthew Evans	Director, Student & Library Services, TISC MC	Murdoch University	√	√	√	√	√
Ms Samantha Jonsson	Associate Provost	The University of Notre Dame	√	√		√	√
<b>Substitute Representatives</b>							
Mr Neville Hiscox	Chief Students Officer	Curtin University			√		√
Mr Damon Wasserman	Director of Student Management	Curtin University				√	
Mr Owen Davies	Chief Marketing Officer	The University of Western Australia	√		√		
<b>Company Secretary</b>							
Mr Terry Bhatti	Acting Executive Officer IT Manager	TISC	√	√			
Mr Andrew Crevald	Chief Executive Officer	TISC	√	√	√	√	√

## Management Committee

The Management Committee is responsible for operational oversight of the Centre. This committee comprises two representatives from each member university. The Secretary to the committee is a representative from the Tertiary Institutions Service Centre.

Meeting Dates: 11 October 2022, 9 December 2022, 24 February 2023, 26 May 2023

Name	Title	Organisation	Meetings Attended			
			Oct	Dec	Feb	May
Prof Jon Yorke	Academic Registrar and Associate DVC, Academic	Curtin University	√	√	√	√
Mr Damon Wasserman	Director, Admissions and Scholarships	Curtin University	√	√	√	√
Mr P Corbett	Director, Student Administration	Edith Cowan University	√	√	√	√
Mr Matthew Evans (Chair)	Director, Student and Library Services	Murdoch University	√	√	√	√
Mr Rick Ackerman	Manager, Assessments Associate Director, Admissions	The University of Western Australia	√	√	√	√
Ms Samantha Jonsson	Associate Provost	The University of Notre Dame	√		√	√
<b>In Attendance</b>						
Mr Andrew Crevald	Chief Executive Officer	TISC	√	√	√	√
Ms Georgina Ker	Manager, Application Services	TISC	√	√	√	√
Mr Terry Bhatti	Manager, Information Technology	TISC	√		√	√

## **Specific Purpose Committee**

### **Scaling Policy Committee**

The Joint School Curriculum and Standards Authority (SCSA)/TISC Scaling Policy Committee reviews and determines scaling policy and procedures for WACE courses. The Committee meets when major scaling policy decisions are made. No meetings of the Scaling Policy Committee were held in this reporting period.

However, the long-standing Chair of the Scaling Policy Committee, Associate Professor Ken Harrison, resigned from this role in early 2023. Professor Harrison has been a regular and valued contributor to scaling policy in Western Australia and nationally. Ken's commitment to TISC has been significant and we thank him sincerely for his dedication and expertise.

Associate Professor Dr Nicola Armstrong, Director of Graduate Research in Mathematics and Statistics at Curtin University commenced as the new Chair of the Scaling Policy Committee in March 2023 and represented TISC at the June national methodology workshop convened by the Australasian Conference of Tertiary Admissions Centres (ACTAC).



# CENTRE ADMINISTRATION

---

## Contract Staff

Mr Andrew Crevald MEd, BSc (Hons), Dip RSA      Chief Executive Officer (from 7/22)

## Ongoing Staff

Miss Anna Antich      Administration/Customer Service Officer

Mrs Edwina Byrne      Applications & Publications  
Co-ordinator

Ms Robyn Dumbrell      Personal Assistant to Chief Executive  
Officer (to 6/23)

Ms Cezanne Vennitti Cert Reg. Nursing  
GradDip AppLing,  
GradCert Aust. Nursing Studies,  
GradDip Public Health,  
GradCert Diabetes Management,  
GradCert Data Sci.      Personal Assistant to Chief  
Executive Officer (from 5/23)

Ms Carly Follington BA, GradDipEd      STAT Co-ordinator & Customer Service  
Co-ordinator

Mrs Marilyn Forster      Accounting/Payroll Officer (P/T)

Mrs Sullivan Foster BA, GradDipEd      Manager, WAUFP (P/T)

Ms Georgina Ker BA, GradDipLib      Manager, Application Services

Mr Terry Bhatti BSc (Maths), BCM (Comp & Maths)      Manager, Information Technology  
(Acting Executive Officer to 7/22)

Mr Rodney Paul BSc (Comp Sci)      Programmer Analyst

Mr Ivan Primorac BSc (Comp Sci)      Java/Web Developer Analyst

Mr Mauro Vennitti BSc (Software Eng)      Systems Analyst

Mr Greg Zablocki BEng, GradDipCompSci      Systems Analyst (to 12/22)

## Casual Staff

The centre also employed seasonal casual staff for:

Invigilation of the Special Tertiary Admissions Test sessions	7 staff
Setting, marking and supervision of the WAUFP examinations	34 staff
Front counter/telephone/general clerical duties	6 staff

## **Staff Development/Activities**

Staff development is undertaken on an individual and team basis as identified as part of TISC's staff professional and personal development activities. This includes attending professional development opportunities, team training on-site, and on-line training as required.

All members of the IT section are members of various information technology groups and attend various online and in-person conferences to stay abreast with technology trends.

## **External Representation**

TISC is a member of the Australasian Conference of Tertiary Admission Centres (ACTAC). The TISC Chief Executive Officer is a member of the ACTAC Directors' group.

## **Accommodation**

TISC is located at Level 1, 100 Royal Street, East Perth, and occupies one floor of commercial building office space totalling 453 sqm.

## **Funding**

TISC is a not-for-profit company, limited by guarantee, that is funded by fees charged for its services. TISC member universities pay a contribution fee for the services they receive from TISC.

# INITIATIVES & DEVELOPMENTS

---

## General Developments

TISC continued to respond pro-actively to changes in the tertiary admissions environment in Western Australia in 2022-23. Responses involved introducing new services to benefit university applicants as well as new services requested by TISC's member institutions. These included new applications processing and assessment systems, enhanced workflows to speed up assessment, as well as calculation of predicted ATARs to support application assessment and early offers.

Governance and strategy were a significant activity for TISC over 2022-23. Strategy workshops were held with the Board in August 2022, Management Committee in September 2022, and a joint strategy workshop in February 2023. These workshops informed the development of a Governance Charter to support the TISC Constitution, a new set of Strategic Directions, Vision and Mission statements, and a set of TISC Values.

### TISC's Vision

Seamless, inclusive access to tertiary education in Western Australia.

### TISC's Mission

TISC provides innovative, transparent, flexible, high quality admissions and related services for Western Australian tertiary education institutions and their students.

To deliver on this mission we strive to support and guide prospective students through the admissions journey, ensuring fairness and integrity. By nurturing strong relationships with educational institutions and stakeholders we work to promote collaboration, innovation, and continuous improvement in admissions and related systems. In this way we support our members to empower individuals, enhance educational opportunities, and contribute to the development of a highly educated, highly skilled Western Australian community.

### TISC's Values

Future-focused – Inclusive – Service-Oriented – Accountable

As part of governance enhancement TISC has transitioned its long-standing Management Committee into a Members Advisory Committee, introduced a quality framework, risk management policy, and a delegations policy and associated register. This governance journey will continue in 2023-24 as we work to embed our risk management approaches, continuous review and improvement initiatives, and leverage learnings from this year. In this way we aim to take another step towards better practice governance benchmarks.

The TISC Information Technology team continued to punch above its weight and delivered significant system and workflow upgrades during the year. These achievements are detailed in the Information Technology Developments section of this report.

## Enhancing interest and participation in tertiary education

One of the objects in TISC's constitution is to enhance interest and participation in tertiary education in Western Australia. This has become an increasingly important part of TISC's activities given the fall in WA ATAR participation rates to 30.1% in 2022, the lowest state figure in the country and some 25% lower than Eastern seaboard states. The importance of increasing participation has been identified by the Universities Accord Discussion Paper which predicts

across Australia an additional 300,000 students in higher education by 2035, and 900,000 additional students by 2050 to meet demand for knowledge-based professionals. Assuming WA has 10% of the national population that means an additional 30,000 higher education students in WA by 2035, and 90,000 more by 2050.

In that context TISC has been engaging with the Minister for Education, School Curriculum and Standards Authority, Department of Education, independent school systems, principals and deputy principals, the SSTUWA, TAFE leaders, as well as university leadership teams on initiatives to lift ATAR course participation in Western Australia. These lobbying efforts have enabled TISC to contribute to the SCSEA WACE refresh, the Department of Education's work on senior high school achievement, and universities' admissions policies and processes.

### **School Median ATAR figures and freedom of information review.**

From 2010-2021 TISC produced the median ATAR for every WA secondary school. Each school median ATAR figure was provided to each school. A list of median ATARs per school was provided to the West Australian for publication, usually in January of the following year.

At its February 2022 meeting, the TISC Board agreed to stop the practice of calculating school median ATAR results and collating these figures for publication. This decision was taken to address concerns flowing from the school median ATAR becoming a school key performance indicator (KPI). As a result, some students with average grades in Year 11 were being counselled out of ATAR course enrolment in Year 12, in order to increase a school's median ATAR figure. Those students were offered alternate pathways for post school success (e.g. VET or enabling programs). For example:

**Year 11** - 21 students - Projected ATARs (median in bold and underlined)

Results: 50, 53, 55, 57, 65, 66, 67, 69, 70, 72, **73**, 75, 77, 80, 81, 85, 87, 88, 90, 94, 97

**Year 12** - Six students with the lowest grades in Year 11 counselled out of ATAR courses

Results: 67, 69, 70, 72, 73, 75, 77, **80**, 81, 85, 87, 88, 90, 94, 97

**Outcome: Increased Median ATAR by 7 - reduced ATAR course participation rate by 28%**

Multiple principals have informed TISC that the number of ATAR course enrolments in their schools will increase as a result of removing the school median ATAR table and associated KPI.

In September 2022, the West Australian (Seven West Media) wrote to TISC requesting median ATAR data by School for the 2022 academic year, once available. TISC responded that at its February 2022 meeting, the TISC Board had resolved to stop producing or distributing school median ATAR figures, and as a result this data would not be available for release to the West Australian. Subsequently, Seven West Media submitted a request for external review of TISC's decision to the Office of the Information Commissioner (OIC). The OIC held a conciliation conference at its offices on 12 April 2023, at which Seven West Media withdrew their application for external review.

### **Applications and Offers**

The 2022-23 applications cycle saw 14,387 applications made through TISC. This reflects a 10% reduction in applications compared to the previous year due mostly to an increase in 2021-22 applications associated with zero application fees for that cycle.

This is a decrease of 1,695 applications over the 2021-22 cycle. This decrease was impacted by the waiving of the application fee for 2021-22, which saw a higher than usual number of non-Year 12 applicants, and a higher number of interstate applications submitted.

The issuing of early offers to applicants either directly by universities, or via TISC continued in 2022-23. TISC made 1,300 early offers in this year compared to 4,090 early offers in 2021-22. This drop reflects Curtin University and UWA making their early offers outside of the TISC system. It is worth noting that for the 2023-24 admissions cycle Curtin, ECU, Murdoch, and UWA all require Year 12 students to apply through TISC. For 2023-24 UNDA accepts applications from Year 12 students through TISC or direct to UNDA.

The universities made offers to 11,939 (12,461 in 2021-22) TISC applicants in total, with 77% (72%) of all applicants who were made an offer receiving their first preference. Offers were made to 9,150 (8,520) WA Year 12 students, or 94% (91%) of all WA Year 12 applicants. The total number of offers made decreased by around 4%, compared with a total decrease in application numbers of 10.5%. It is noted the percentage of offers made to WA Year 12 applicants increased by 3% to 94% in 2022-23. This is the highest percentage recorded in the past 15 years.

The Educational Access Scheme continued to facilitate applicants to have disadvantage considered as part of their application for university study. Some 751 (735) students requested consideration through this scheme and 528 (436) offers were made to students who applied for the EAS, although these applicants may have received an offer irrespective of their EAS application.

The Special Tertiary Admissions Test (STAT) accommodated 1,192 candidates in the 2022 STAT year (1,367 in 2021). In 2022, 86.3% (85.2%) of candidates who sat both components of the STAT met the minimum entry requirements for Curtin, ECU and Murdoch universities, and 70.7% (62.7%) met the entry requirements for UWA.

Enrolments in the WA Universities' Foundation Program (WAUFP) were 106 (104 for 2021), an increase of 2%. In addition, 26 students enrolled in the mid-year entry WAUFP compared to 30 in 2021 and 20 in 2020. Out of those enrolments 96 (90) students completed the full year program and 17 (27) completed the mid-year version.

Andrew Crevald  
Chief Executive Officer

## Information Technology Developments

TISC IT has consistently delivered reliable services to both undergraduate applicants and member universities, ensuring seamless support for their admissions processes. The team's core focus has been to uphold data accuracy, security, uninterrupted availability, and responsiveness to evolving requirements. In recent years, several technically challenging projects raised at short notice were successfully implemented, such as the fee-free applications model, payment for direct applications, and onboarding the University of Notre Dame. In addition to supporting the admissions process, the team is also responsible for systems development and managing and maintaining crucial infrastructure and IT services. To further enhance service levels for all stakeholders, IT has initiated several strategic projects in recent years, some of which were outlined in previous IT Developments reports. This document provides an overview of key activities undertaken during the last cycle, ongoing projects, and upcoming developments within the IT section.

### Recent application system developments

Highlighted achievements in admission applications space completed during the last cycle:

1. The new applications processing & assessment system achieved a significant milestone last year, with the full migration of all universities to the new system. It includes a custom-built workflow mechanism to facilitate the application appraisal process. All universities completed their yearly operations for TISC applications for 2023 entry via the new system.
2. The University of Notre Dame was onboarded to Automated Results Transfer System (ARTS). TISC now electronically accesses qualifications for all NDU campuses and applies them to TISC applications; it also acts as an intermediary for other TACs, receiving electronic requests for NDU qualifications and providing results in return.
3. Western Australia saw its first Midyear Year 12 cohort graduate in May last year. TISC promptly adjusted its processes to accommodate this new cohort, calculating ATARs and delivering results to overseas colleges and interstate entities for midyear entry processing.
4. IT began calculating predicted ATARs based on Year 11 results last year. This involved applying the same standards, checks, and constraints enforced for the actual ATAR. Predicted ATARs are now available to universities through the TISC system and data file transfers.
5. The manual offers process was extended to include early offers with university-specific requirements. This allows authorised university admissions staff to generate offers within the designated timeframe. The automated system-driven messaging among universities enables faster resolution of offer changes.
6. The TISC system introduced a firm early offers mechanism, enabling universities to issue unconditional early offers for the main round or conditional offers based on university-specific eligibility requirements. Additionally, an automated identification and offers handling process was developed for a member that covers both ATAR and non-ATAR pathways qualifications.
7. A Web API solution was implemented to retrieve enrolment and results data of interstate Year 12 students for TISC applicants. This replaced the previous scheduled-based process, which had a delay of up to several days. The new method instantly retrieves data and applies it to calculate application eligibility assessment factors.
8. A locally implemented IB results retrieval and automated processing mechanism replaced the old processes that relied on acquiring IB results from an interstate TAC. The new process utilises IBAS and IBO candidate data for ATAR conversions and applies it to applicants for eligibility assessment.

9. An autonomous workflow mechanism was introduced for Education Access Scheme (EAS) applications and portfolio document categorisation in the application processing systems. This enhancement further facilitates assessment operations.

### **Latest advancements in IT infrastructure**

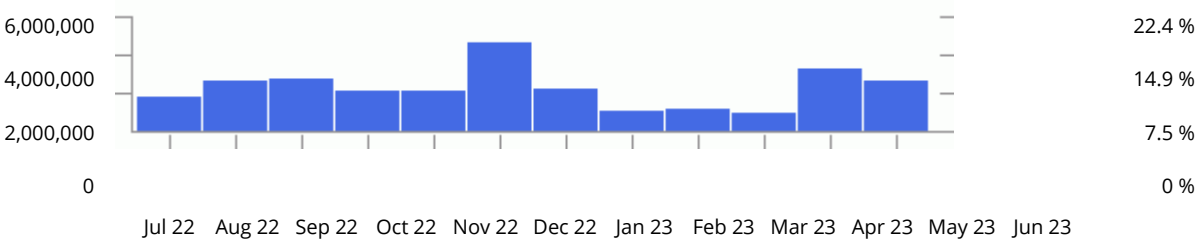
The following outlines major additions and upgrades to IT infrastructure:

1. We have successfully replaced our internet service provider and upgraded our connectivity fibre to the server room. We have implemented a dual internet connection using BGP (Border Gateway Protocol) for failover purposes, ensuring uninterrupted connectivity.
2. To enhance the security and reliability of our data backup solution, we have deployed it on segregated hardware. This new solution allows us to maintain local copies of our data for faster recovery time. We have also implemented an offsite backup on the Cloud for additional redundancy.
3. At our disaster recovery site, we have commissioned a new virtual host environment utilising Oracle (KVM) technology. We have successfully migrated our virtual machines to this new host, ensuring a more efficient and resilient infrastructure.
4. To ensure compatibility, security, and continuous availability, we have upgraded the core Oracle application framework and Oracle RDBMS. As part of this process, we have modified and migrated TISC systems to the new environment, ensuring a seamless transition.
5. We have implemented an advanced anti-malware solution that includes endpoint security and an extended risk detection and response mechanism. This enhancement significantly improves our data protection measures and strengthens our overall security posture.
6. In order to bolster data protection, we have developed and enforced integrated multifactor authentication (MFA) on the new applications processing/assessment system for both TISC and university users. Furthermore, MFA has been extended to include all users accessing Office365 resources.
7. We have upgraded our inter-organisational data transfer formats to JSON (JavaScript Object Notation). This upgrade enables improved inter-system integration and reduces the implementation overhead associated with changes. This advancement enhances the efficiency and effectiveness of our data exchange processes.
8. Our phone system's SIP Trunk has been successfully migrated to a new provider, allowing us to remove the ISDN interface. Additionally, we have established a backup internet connection for our phones to mitigate the risk of primary link failure. These measures ensure the continuity of our telecommunication services.

**TISOnline Statistics 2022/2023**

	All Days	Average per day
Hits	26,790,949	73,399
Page views	12,161,530	33,319
Visitors	296,436	812
Size	694.04 G	1.90 G

**Hits**



Terry Bhatti  
 Manager, Information Technology

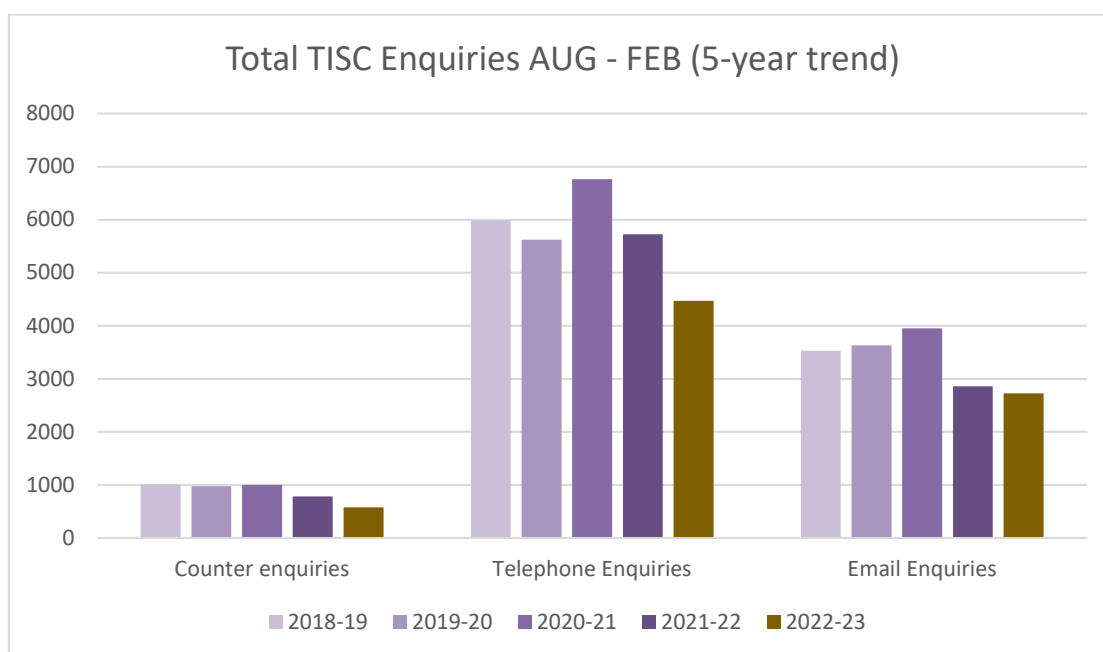


## Customer Service

The universities opened applications early on Monday 4 April, with some universities again accepting direct applications and early offers being made to Year 12 students based on their Year 11 results. Rolling offers were made available to eligible non-Year 12 applicants and early conditional offers for WA Year 12 applicants from Tuesday 5 April.

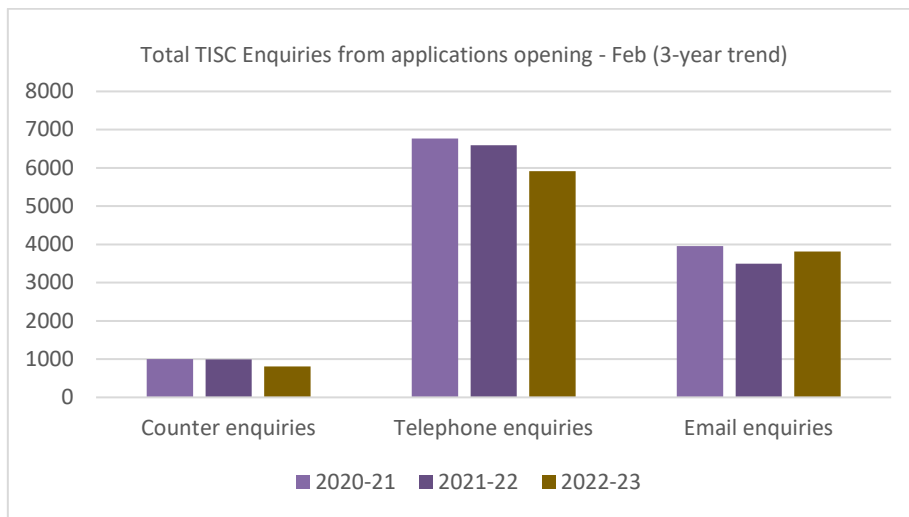
This application cycle, the total number of counter enquiries from customers was 576, telephone enquiries were 4,468, and there were 2,726 emails. As per previous years, and for the purposes of comparison, we report on the data for the traditional application period between August and February.

August - February	2018-19	2019-20	2020-21	2021-22	2022-23
Counter enquiries	1,009	975	999	782	576
Telephone enquiries	5,989	5,622	6,765	5,725	4,468
Email enquiries	3,527	3,629	3,954	2,860	2,726



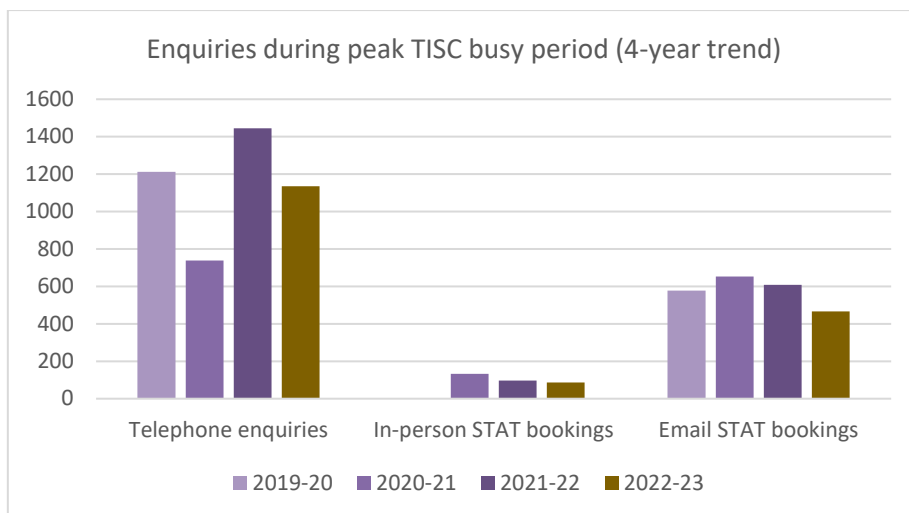
However, for the period of April 2022 (when applications opened this year) to February 2023, we received a total of 806 counter enquiries, 5,915 telephone enquiries and 3,812 email enquiries.

Application cycle	May - Feb	April - Feb	April - Feb
	2020-21	2021-22	2022-23
Counter enquiries	999	995	806
Telephone enquiries	6,765	6,589	5,915
Email enquiries	3,954	3,498	3,812



The busiest time for Customer Service staff is over the Christmas and New Year period, following the release of Year 12 results on Sunday 18 December, the main round of university offers on Friday 23 December and STAT sessions on 4 and 7 January. We received 1,444 telephone enquiries, 97 in-person STAT bookings and 609 emailed STAT bookings during the period 18 December to 7 January.

	19/12/2019 to 03/01/2020	21/12/2020 to 31/12/2020	19/12/2021 to 08/01/2022	18/12/2022 to 07/01/2023
<b>Telephone enquiries</b>	1,213	739	1,444	1,135
<b>In-person STAT bookings</b>	N/A	132	97	87
<b>Email STAT bookings</b>	578	652	609	467



## Staffing

Two new part-time casual Customer Service Officers (CSO) joined our counter staff in August and one new CSO joined us mid-November to make up the team of 5 regular part-time casual CSOs, with one CSO staff member being rostered each day. During the end of September, the end of November, and mid-late January, the CSOs were rostered twice a week due to the increased workload during these periods. In the three weeks following the release of the Year 12 results and the December university offer round all staff were rostered to work each day.

One training session was held in August 2022. During the session, our CSOs were given comprehensive information to answer enquiries from our customers. Our CSOs are knowledgeable, responsive, and have delivered excellent service to our customers over the past year.

We had two CSOs finish up at TISC and moved to different employment. We also have a sixth CSO who is not rostered on regularly but works at TISC as required.

### **Emails**

We received 2,726 email enquiries this year compared to 2,860 in the previous year (August to February). This is a decrease of 4.68%. The busiest month was December, with 781 emails (26.3% of all emails received during July to February).

However, as applications opened on 4 April this year, we also received 866 emails between April and June.

We received 1,320 STAT Booking Forms (May 2022 to February 2023). We also received 491 Record of Results requests (March 2022 and February 2023).

### **Telephone**

Customer Service answered 4,845 telephone enquiries (compared to 5,725 telephone enquiries last year) from July 2022 to February 2023. This is a decrease of 15.37%. The busiest month was December 2022 with 1,195 enquiries (which represents 24.8% of all calls answered during Jul - Feb) followed by January 2023 with 883 enquiries (which represents 18.4% of all telephone enquiries answered between July and February).

As applications opened in April, it is worth noting that the number of telephone enquiries received between April and June was 1,115 (which, if these were included in the total number of telephone enquiries, would represent 18.85% of all enquiries).

### **Counter**

Counter activity decreased from 782 customers the previous year to 639 customers this year. This is a decrease of 18.3%. Most customers (not including deliveries) were enquiring about the STAT (182).

Carly Marie  
Customer Service Coordinator

## **School Curriculum and Standards Authority Liaison**

Thanks to ongoing co-operation between TISC and SCSA, and the dedicated work of staff at both organisations, Year 12 results and ATARs were again released before Christmas in 2022. The release of results and ATARs was completed smoothly on the nominated date.

TISC and SCSA continue to work closely on issues of common interest, with strong cooperation between the two bodies to achieve the best results for WA students. The TISC CEO and Board Chair have met with SCSA leadership on a number of occasions through the year to liaise on issues such as ATAR participation, the WACE refresh and the State Government pathways to post-school success review. The School Curriculum and Standards Authority Board Chair and Executive Director have presented to the TISC Board on their WACE refresh project.

## **Interstate Liaison**

### **National Data Collection of Applications and Offers**

TISC again participated in the Federal Government's national data collection of applications and offers for undergraduate university places for which applications are made through Tertiary Admission Centres (TACs). Data was transferred to the federal Department of Education and Training in May 2023, on a date negotiated between ACTAC and the Department.

### **Australasian Conference of Tertiary Admission Centres (ACTAC)**

Staff from each of the state's Tertiary Admission Centres meet throughout the year to discuss common challenges and issues. TISC's CEO and senior management attended a number of in-person and virtual meetings with ACTAC colleagues to share best practice and improve collaboration between TACs. A particular focus in 2022-23 was on a more fine-grained approach to recognising achievement in the International Baccalaureate.

## APPLICATIONS PROCESSING

The rapidly-changing admissions environment over the past few years means these statistics and trends should be interpreted with caution. The following factors, among others, may have influenced the statistics:

- COVID-19 – including border restrictions and special considerations
- Early offer schemes
- Application fee changes
- In 2021-22, TISC commenced accepting applications for The University of Notre Dame Australia (Fremantle campus) for the first time.

### Applications

	2023		2022		2021		% Change		
	Main Round*	Total	Main Round*	Total	Main Round*	Total	2022-2023	2021-2022	2020-2021
WA Year	9,439	9,786	8,946	9,357	7,971	8,041	4.58%	16.37%	-30.90%
Other (incl curr IS Yr 12**)	4,296	4,601 (1,455)	6,159	6,725 (1,820)	4,709	4,837 (1,264)	-31.58% (-20.10%)	39.03% (+29.35%)	7.80% (+18.69%)
<b>TOTAL</b>	<b>13,735</b>	<b>14,387</b>	<b>15,105</b>	<b>16,082</b>	<b>12,680</b>	<b>12,878</b>	<b>-10.54%</b>	<b>24.88%</b>	<b>-20.10%</b>
% of all WA Yr 12 students who applied through TISC	38.95%		N/A	36.12%	N/A	31.50%			

\* Terminology has varied across application cycles, for consistency 'Main Round' is used here for the first all-preference TISC offer round.

\*\* Current IS Yr 12 figure includes IB students, who may reside in WA.

It was pleasing to see that the number of Year 12 WACE applicants actually increased from the previous year, despite the reintroduction of an application fee.

### WACE Applicants

9,643 Western Australian students attained an ATAR in 2022, compared with 10,572 in 2021 and 10,677 in 2020. This means that only 30.1% of the underlying school leaving age population received an ATAR, which is another significant decline from the 2021 figure of 33.7%. As a proportion of the number of Year 12 students, the percentage of students attaining an ATAR has also continued to decline and this year was less than 40 per cent, compared to 45.8% as recently as 2019.

In this cycle, Curtin University and Edith Cowan University required Year 12 WACE students to apply through TISC. Murdoch University, The University of Notre Dame Australia and The University of Western Australia allowed Year 12 WACE students to apply directly to the universities and/or through TISC. UWA required Year 12 WACE applicants to pay the TISC fee of \$80.00 regardless of the mode of application.

### Other Applicants

As expected, the spike in the number of 'Other' applicants in the 2021-22 applications cycle was temporary, and can probably be attributed to the waiving of the application fee in that cycle.

TISC remains committed to improving the applicant experience for non-WA Year 12 applicants, particularly for interstate Year 12s. From a university perspective, encouraging applicants to apply through TISC where they have interstate Year 12 studies or previous studies at other Australian tertiary institutions reduces processing time and guarantees prompt and accurate retrieval of previous studies.

### Application Processing

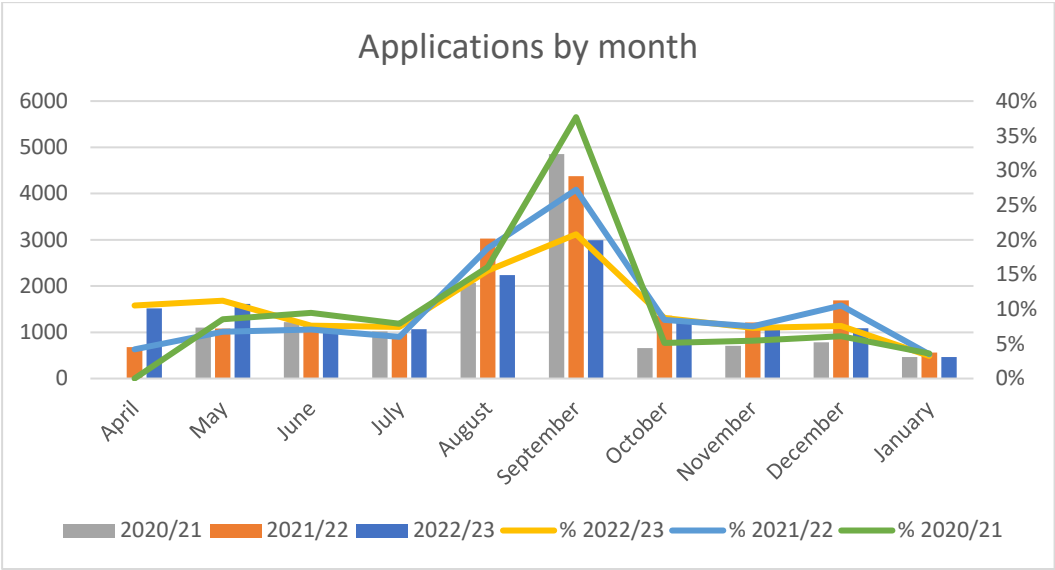
TISC applications opened on 4 April 2022 after agreement from all universities. Processing of applications began on 5 April.

Early closing dates were in place for the following courses:

- 30 September: Medicine at Curtin; Assured Pathways to Medicine, Dentistry, Pharmacy and Podiatry at UWA
- 17 November: Nursing Conversion program at Curtin
- 30 November: Veterinary Science at Murdoch.

### Timing of Applications

The graph below shows that, with the third consecutive year of applications opening in May or earlier, more applicants are applying before June. Interpretation of these numbers must be made with caution given the differences in fees and deadlines across these three cycles, but it does appear that the flat application fee (that is, the lack of financial incentive to apply before 30 September) has changed applicant behaviour in relation to the timing of applications – in this cycle, approximately 73 per cent of all applications had been submitted by the end of September, compared to 70 per cent in 2021/22 (when there was no fee), and 80 per cent in 2020/21 (where there was a discounted earlybird fee).



### UAALs

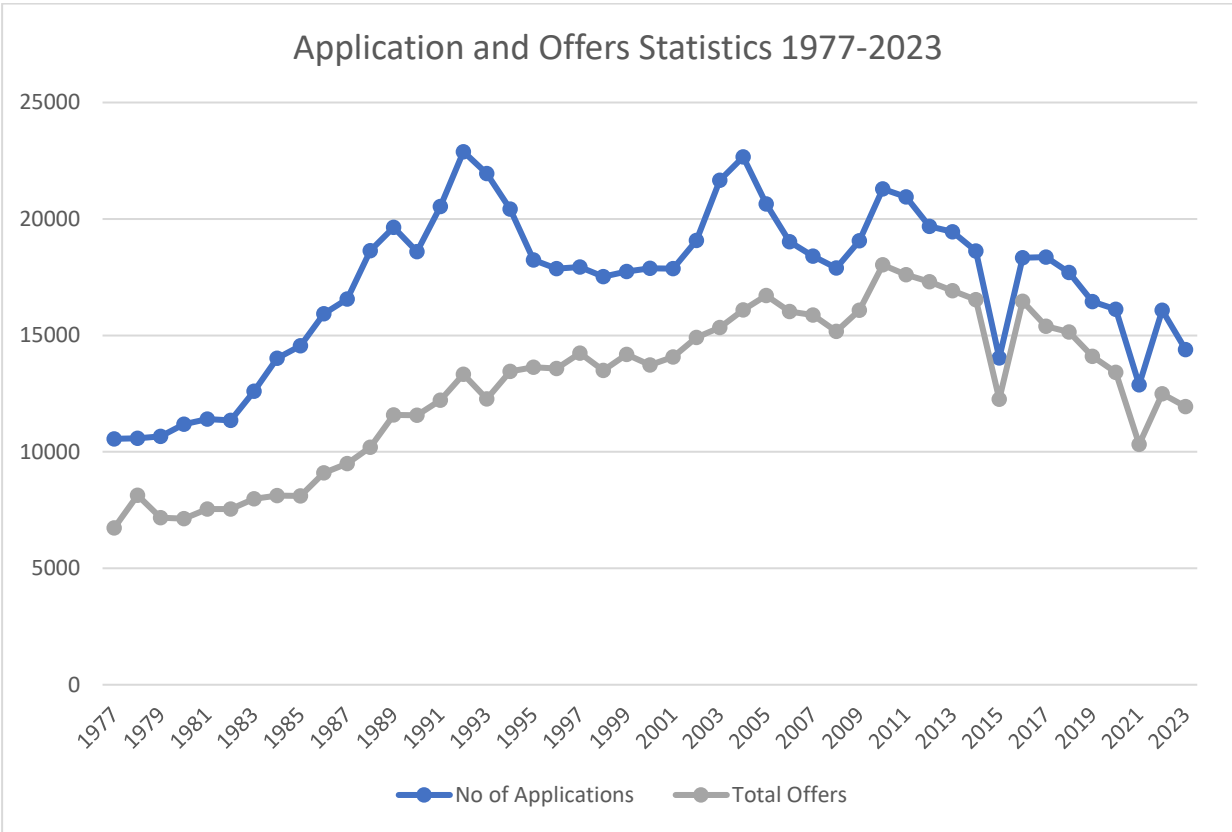
Universities Admission Advice Letters (UAALs) are issued to all students who achieve at least one scaled score. This year, 12,997 UAALs were issued in total. Students can also order and pay for hard copy documents – either a copy of their UAAL, or an ATAR Certificate. Orders were placed by 545 students for 570 UAALs, and by 701 students for 738 ATAR certificates – a total of 1,308 hard copy documents ordered by 730 students. 516 students ordered both (that is, at least one UAAL and at least one ATAR certificate).

Seven offshore schools ordered 599 ATAR Certificates and 131 UAALs on behalf of their students – 730 hard copy documents in total (694 in 2021).

**Offers**

N° Receiving an Offer				% Receiving an Offer	
	Main Round	Second Round	Total*	Main Round	Total*
WA Year 12	8,446	1,475	<b>9,150</b>	% of All Applicants	<b>78%</b>
Other	2,245	667	<b>2,789</b>	% of WA Yr 12 Applicants	<b>94%</b>
<b>TOTAL</b>	<b>10,691</b>	<b>2,142</b>	<b>11,939</b>	% of 1 <sup>st</sup> Pref Offers	<b>77%</b>

\*Double counting of December round offer and replacement new January round offer to the same person has been removed from this total.



\*Note 'half-year cohort' effect in 2015.

**Early Offers to Year 12 Applicants**

Following the widespread adoption of early offers to Year 12s as part of responses to the COVID-19 pandemic, all five universities again offered some sort of scheme for Early Offers to WA Year 12 students. In some cases, these were administered outside of the TISC system. As a result, applicants may have received multiple offers to different universities.

The table below indicates that early offers were likely made outside the TISC system for Curtin University this year, even though Year 12 students had to apply through TISC.

	2020/2021	2021/2022	2022/2023
Curtin University	2,477	3,130	7
Edith Cowan University	359	441	857
Murdoch University	262	387	400
The University of Notre Dame Australia	N/A	-	32
The University of Western Australia	124	132	4
<b>TOTAL</b>	<b>3,222</b>	<b>4,090</b>	<b>1,300</b>

## University Enabling Programs

### Enabling Programs completed in Year 12

In 2022, 668 WA Year 12 applicants (544 in 2021), who applied for university through TISC, completed or had intended to complete a university enabling program as part of their Year 12 studies:

- 508 enrolled in Curtin's UniReady in Schools program (441 in 2021)
- 97 enrolled in ECU's UniPrep Schools program (23 in 2021\*)
- 63 enrolled in Murdoch's FlexiTrack High or TLC Learning for Tomorrow program (80 in 2021)

\* In 2021 and previous years, Year 12 WACE applicants who would not receive an ATAR, including UniPrep Schools students, could apply directly to ECU, but in 2022 these applicants were required to apply through TISC.

### Applications and Offers for Enabling Programs

In total, 2,327 applicants listed at least one enabling program as a preference (2,530 in 2021). Only 20 applicants who listed at least one enabling program as a preference received no offer, demonstrating the wisdom of listing at least one as a back-up preference. The table below indicates the number of applicants and the number of offers made for each enabling program; most applicants who did not receive an offer in an enabling program as per this table, received an offer in a higher preference – that is, they did not need to use their back-up.

Name of enabling program		WACE	Other	Total
UniReady (Curtin)	<b>Applicants</b>	1277	434	1711
	<b>Offers</b>	744	392	1136
UniPrep (ECU)	<b>Applicants</b>	874	56	930*
	<b>Offers</b>	449	9	458*
OnTrack Flex (Murdoch)	<b>Applicants</b>	342	39	381
	<b>Offers</b>	52	8	60
Tertiary Pathway Program (Notre Dame)	<b>Applicants</b>	147	13	160
	<b>Offers</b>	38	2	40

\* In previous years, Year 12s without an ATAR could apply directly to ECU, but this year were required to apply through TISC.

ECU also accepted applications directly for UniPrep Summer and UniPrep Accelerate, as did Murdoch for OnTrack Sprint.



## Equity Adjustments and Alternative Entry

### Adjustment Factors

Each university considers adjustment factors which can increase a WACE student's ATAR to a Selection Rank for that university, based on a number of factors including school attended and ATSI status. Some of these factors are programmed by TISC, and a summary of these appears in the table below. No significant change is noted in these numbers from last year. The University of Notre Dame Australia applies adjustment factors on an individual basis.

	Year 12 WACE students	Offers
<a href="#">StepUp Entry</a>	392	185
<a href="#">StepUp Bonus</a>	1,986	1,011
<a href="#">ECU Access</a>	2,984	435
<a href="#">Murdoch RISE</a>	2,952	215
<a href="#">Broadway UWA</a>	1,969	487

### Portfolio and Experience Based Entry Pathways

Curtin's Portfolio Entry Pathway was available for a selection of Curtin's courses. There were 125 offers made to applicants eligible for the Portfolio Entry Pathway (94 to WACE applicants), with no notable change from last year.

ECU's Experience Based Entry Scheme pathway was also in place for current WACE students who had satisfied a competence in English requirement, achieved WACE, and had sufficient points calculated from grades in WACE courses. There were 135 offers made through TISC, a significant increase on last year's 56 offers, which is attributable to ECU's change in policy on Year 12s applying through TISC.

UWA introduced an Experience Based Entry pathway late in the application cycle; eligibility and offers were not programmed through TISC.

### Educational Access Scheme

TISC managed a common scheme to address applicant disadvantage, the Educational Access Scheme. To be considered applicants had to select at least one EAS category and upload supporting documentation to a confidential area of their application.

A total of 751 TISC applicants requested to be considered for the EAS. Of these, 506 submitted at least one supporting document (of 735 applicants 471 submitted at least one document in 2021), and 284 were marked as complete by TISC (a new feature added this year). In total 2,460 EAS documents were submitted – 2,284 uploaded by applicants and 176 uploaded by TISC. Documents may have been uploaded by TISC because they were emailed directly by medical practitioners or schools or were submitted after online closing dates.

Offers to EAS applicants	Curtin	ECU	Murdoch	Notre Dame	UWA
	258	64	42	30	134

A total of 528 offers were made to EAS applicants, however this does not necessarily mean the offers were made on the basis of their EAS application.

Category	Count
Family circumstances	284
Financial circumstances	112
Health issues	325
Other	49
School circumstances	228

## Preferences

Preference No.	WA Year 12 Applicants		Other Applicants		Total Applications	
	No.	%	No.	%	No. per pref	% per pref
1	9,786	100.00%	4,601	100.00%	14,387	100.00%
2	8,656	88.45%	2,976	64.68%	11,632	80.85%
3	7,552	77.17%	2,162	46.99%	9,714	67.52%
4	6,104	62.37%	1,401	30.45%	7,505	52.17%
5	4,546	46.45%	1,039	22.58%	5,585	38.82%
6	3,008	30.74%	618	13.43%	3,626	25.20%

For the second year in a row, the percentage of applicants listing multiple preferences has increased across the board (for example, in 2022, 22.1% of applicants used all six preferences). This indicates the value of a TISC application enabling applicants to list up to six preferences in a single application.

## Changes of Preference

Applicants were required to change preferences online, with TISC staff making manual changes to correct errors and for other reasons. In 2023, 12873 changes of preference were made, with 12426 of these being done online.

## Results Retrievals

Where TISC can directly retrieve results, this results in a better applicant experience, through not having to upload documents, and a more efficient and accurate university assessment.

A summary of the types of results retrieved follows:

Type of result	Number retrieved
Australian university studies via ARTS	3,173
Interstate Year 12 studies	1,903
International Baccalaureate	155
WA TAFE / Fremantle Education Centre current year studies	460
New Zealand / other overseas	137

Georgina Ker  
Manager, Application Services

Edwina Byrne  
Applications & Publications Coordinator

## SPECIAL TERTIARY ADMISSIONS TEST

The Special Tertiary Admissions Test (STAT) is an aptitude test designed to assess a range of competencies considered important for success in tertiary study. Many tertiary institutions in Australia use STAT as part of their admissions procedures for mature-age applicants.

The Australian Tertiary Admissions Centres (TACs) were party to the development and implementation of the STAT program. However, the intellectual property of all forms of the STAT is owned by the Australian Council for Educational Research (ACER). Western Australia is the only state that currently administers the STAT in-person via TISC.

The STAT consists of two tests: a Multiple-Choice test (STAT MC) and a Written English test (STAT WE). STAT MC is a two-hour test containing 70 questions, half of which have a verbal emphasis (social science/humanities) while the other half have a quantitative emphasis (mathematical/science). STAT WE is a one-hour written English test, consisting of two short essay questions. Part A is a public affairs issue that invites argument, while Part B asks candidates to write from a more personal point of view. Each section gives a choice of four topics.

Both tests are produced and marked by ACER in Victoria. Every two years, half the multiple-choice items are replaced with new items and the other half of the items are carried over from the previous test cycle to ensure comparability across years.

ACER send results files electronically to TISC after each STAT sitting, including online and overseas sessions, for uploading to the national database. The STAT National Database was established in November 1996. It was developed and is administered by TISC. It contains results for all candidates who have sat STAT in Australia from 1996 onwards.

### STAT Enrolments

In the 2022 STAT year 1,192 candidates attended STAT (this includes 567 school leaver candidates who sat in November, January, and February).

The following table shows the breakdown of enrolments in each test as well as a comparison with previous years:

	2020		2021		2022	
	Booked	Booked	Booked	Attended	Booked	Attended
Written English & Multiple Choice	1,125	1,088	799	761	583	554
Multiple Choice only*	99	105	101	98	113	113
Written English only*	587	577	522	508	531	525
Multiple Choice Total	1,224	1,193	900	859	696	667
Written English Total	1,712	1,665	1,321	1,269	1,114	1,079
Total Number of Candidates	1,811	1,770	1,422	1,367	1,227	1,192

\* From the table, it can be seen that for some years the numbers booked to sit only the Multiple-Choice test are less than those who actually sat the test. This is because some candidates enrol in both the Multiple Choice and the Written English tests, but then only sit the one section and do not reapply to sit the other section.

## STAT Scores

For 2023 admission the minimum STAT scores required by the universities for candidates are as follows:

	<b>Minimum MC score</b>	<b>Minimum WE Score</b>
Curtin University	135 (Verbal or Quantitative)	140
Edith Cowan University	135 (Verbal or Quantitative)	140
Murdoch University	135 (Verbal or Quantitative)	140
The University of Western Australia:		
STAT alone entry	140 (Verbal or Quantitative)	150
Competence in English	140 (Verbal Only)	140

In 2022, 478 (86.3%) of the 554 candidates who sat both STAT WE and STAT MC met the minimum requirement for admission to Curtin, ECU, and Murdoch universities.

Of the 554 candidates who sat STAT MC and STAT WE, 379 (68.4%) obtained the minimum marks of 140 in STAT MC and 150 in STAT WE required by UWA.

The results are shown below in table form:

	<b>Minimum Score</b>	<b>Maximum Score</b>	<b>Average</b>	<b>Standard Deviation</b>
<b>STAT MC</b>	102	195	150.76	11.91

## Testing Sessions in the Metropolitan Area

There were ten metropolitan sessions run throughout the year at Canning College in Bentley. The dates for these are shown below:

- i. 14 May 2022
- ii. 11 June 2022
- iii. 2 July 2022
- iv. 13 August 2022
- v. 17 September 2022
- vi. 22 October 2022
- vii. 26 November 2022
- viii. 4 January 2023
- ix. 7 January 2023
- x. 4 February 2023

We offer two special sessions held on a Friday at TISC for people who, for work or religious reasons, cannot sit STAT on a Saturday. A special Friday session was not requested in May, but we had one candidate sit the special Friday session on 18 November 2022.

Due to the days the public holidays fell over the Christmas/New Year period, a mid-week testing session was held on Wednesday 4 January.

Sessions were also organised for 28 candidates with special needs. These sessions were held in the TISC office. No additional charge was raised by TISC for organising and running the sessions for these candidates.

## Scheduled Testing Sessions in Regional Areas

Tests in regional areas are held twice a year – in May and November. The dates are advertised every year on the STAT booking form and the TISC website. Venues and supervisors are organised by the STAT Coordinator.

In May 2022, 4 sessions were held in 4 regional centres, and in November 2022, 3 sessions were held in 3 centres, including 2 of the centres where a session was held in May 2022.

There were less country STAT sessions held than in the previous year. There were 24 candidates who enrolled to sit the STAT in regional areas in 2022 compared to 41 in 2021. Enrolments for the 2022 country testing sessions were as follows:

<b>MAY</b>		<b>NOVEMBER</b>	
<b>Centres</b>	<b>Numbers Booked</b>	<b>Centres</b>	<b>Numbers Booked</b>
Albany	3	Albany	5
Bunbury	6	Bunbury	7
Narrogin	1	Newman	1
Karratha	1		
		<b>Total</b>	<b>24</b>

Below is a comparison of the total number of enrolments for the country STAT from 2020 through to 2022.

	<b>2020</b>	<b>2021</b>	<b>2022</b>
STAT Multiple Choice	34	28	17
STAT Written English	42	33	24

## Scheduled Testing Sessions in Prisons

TISC has a very flexible policy for scheduling testing sessions in prisons as the prisons have Education Officers available to supervise the candidates. Contact is made with the Education Officers each year and sessions can be held on a weekday between May and November each year. There were no sessions held in prisons this STAT year.

## STAT Notes

Many of the candidates sitting the 4 and 7 January 2023 sessions were Year 12 English ATAR courses students' who had achieved a competitive ATAR or had completed a Certificate IV but had not met competence in English.

A few Year 12 English General course students, who had completed a Certificate IV, were also invited to sit STAT WE only in order to meet the university English competency requirement for Curtin, ECU and Murdoch. These students were allowed to sit the STAT from late November onwards, after the completion of the WACE examinations.

The University of Western Australia requires Year 12 students to take both STAT WE and STAT MC test and to achieve a mark of 140 or better in both STAT WE and STAT MC (Verbal component). The other three public universities require Year 12 students to sit STAT WE only and to achieve a mark of 140 or better in this test.

Over the last three years UWA have also allowed (with written permission) Year 12 students who did not achieve a high enough ATAR or had no ATAR to sit the STAT for admission purposes. UWA require a STAT WE mark of 150 and a STAT MC mark of 140 (Verbal component or Quantitative component). Year 12 students using this pathway for admission purposes were allowed to sit the STAT after the completion of the WACE examinations.

There were 567 Year 12 students sitting the STAT, of whom 348 sat STAT WE only. The number of students sitting STAT WE only increased by 11.5% (compared to the 312 who sat in 2021).

The number of students sitting both sections of the STAT decreased from 276 to 219, a decrease of 20.6%. This could be a result of the main round of offers being released in December before the January testing sessions. Of the 219 who sat both sections of the STAT, 142 achieved the UWA minimum admission marks of STAT WE 150 and STAT MC 140 (either component). 71 of the 142 had an ATAR below 80 or had no ATAR.

89.1% of those who used STAT WE only to meet literacy, met this requirement.

70.7% of those using both STAT MC and STAT WE met competence in English for UWA.

The figures for 2022 (2021) are shown in the table below.

Attended	STAT MC + WE		STAT WE only	
	219 (276)		348 (312)	
	Population	%	Population	%
Met UWA requirement of WE mark and MC verbal mark $\geq 140$	155 (195)	70.7 (70.7)	-	-
Met Curtin, ECU and Murdoch requirement of WE mark $\geq 140$	189 (241)	86.3 (87.3)	310 (290)	89.1 (92.9)

*\*NB: Among the 29.3% who did not meet the literacy requirement for UWA via STAT MC and STAT WE, several may have met the requirement via STAT WE (for ECU, Curtin University and Murdoch University) if their English mark was 140 or more.*

A comparison with the past years' figures is shown below:

Year	Total number of candidates	STAT Multiple Choice (MC)	STAT Written English (WE)	Score of $\geq 140$ in WE	% Achieving $\geq 140$ in WE	Score of $\geq 140$ in STAT MC (Verbal) + in STAT WE	% Achieving $\geq 140$ in STAT MC (Verbal) + in STAT WE
2020	758	420	758	705	93.0%	253	60.2%
2021	588	276	588	531	90.3%	195	70.7%
2022	567	219	567	499	88.0%	155	70.7%

Carly Marie  
STAT Coordinator

## **WESTERN AUSTRALIAN UNIVERSITIES' FOUNDATION PROGRAM**

---

The Western Australian Universities' Foundation Program (WAUFP) is a course of academic study for entry to the four public universities in Western Australia. The program is designed for international students who do not have a strong English language background and whose matriculation level is not sufficient for entry into Western Australian universities. The Standard program commenced in 1993 and runs from February (Intake 1) or April (Intake 2) to November.

The WAUFP Mid-Year Entry stream commenced in 2013 and runs from August to June. The statistics in this report relate to the 2022-23 cohort.

In 2022 the international travel restrictions implemented during the COVID-19 pandemic were lifted; as a result the number of students completing the program onshore increased and the number completing online decreased. A decision was made to discontinue the provision of online external examinations in 2023.

### **Provider Colleges and Student Enrolments**

Provider Colleges in 2022 were:

- Canning College (WAUFP and Mid-Year WAUFP)
- St George's Anglican Grammar School (WAUFP)

### **Student enrolments by college**

#### **a) WAUFP**

The total number of students enrolled in the WAUFP (Standard) in 2022 was 106 (including withdrawals), compared to 104 in 2021, an increase of 2%.

The final number of students who completed the WAUFP examinations in 2022 was 96, as compared to 90 in 2021, an increase of 6%.

The final number of candidates at each college were as follows for 2022 (compared to 2021):

Canning College	90 (81) students
St George's Anglican Grammar School	6 (9) students
Total	96 (90) students

#### **b) Mid-Year WAUFP**

26 students enrolled in the Mid-Year Entry program in August 2022 at Canning College, with the majority onshore (only 9 offshore students) compared to 30 in 2021 (28 offshore) and 20 in 2020 (18 offshore).

17 students completed the 2022-23 program compared to 27 in 2021-22 and 18 in 2020-21. 16 students completed the exams onshore with 1 Special Arrangements claim approved to complete exams online.

## Student Subject Enrolments

Twelve subjects were offered in Standard WAUFP and eight in the Mid-Year Entry program. The numbers of students who sat each subject examination are shown in the table below.

Subjects	Standard	Mid-Year 22-23
Accounting and Finance	20 (18)	3 (8)
Business Management and Enterprise	15 (16)	-
Chemistry	36 (34)	8 (11)
Computer Science	9 (12)	8 (18)
Economics	17 (4)	-
ELACS	94 (90)	17 (27)
Human Biology	47 (56)	12 (12)
Mathematics Applications	60 (55)	11 (17)
Mathematics Methods	26 (31)	6 (10)
Mathematics Specialist	12 (6)	-
Physics	19 (11)	4 (6)
Psychology	29 (46)	-
Special Tertiary Admissions Test (STAT)	91 (80)	18 (30)

## Nationality Group

### a) WAUFP

Over the past ten years over three quarters of all WAUFP students have come from Malaysia, China, Hong Kong and Singapore. The table below shows the changes over these years. The number of students from Vietnam has decreased over these years so the percentage will not be included in this table from 2019. The number of students from Indonesia has increased recently so the percentage was included in this table from 2019. Other students came from India (1), Japan (3), Kenya (2), Kuwait (1), Mexico (1), Myanmar (7), Peru (1), Sri Lanka (1), Taiwan (2) and Vietnam (4).

Country	Percentage of students from different countries									
	2013	2014	2015	2016	2017	2018	2019	2020	2021	2022
Malaysia	38%	47%	43%	38%	26%	20%	18%	23%	11%	23%
China	33%	17%	21%	36%	41%	38%	45%	18%	16%	9%
Hong Kong	2%	4%	1%	4%	6%	10%	5%	16%	23%	13%
Singapore	10%	12%	17%	5%	9%	12%	17%	20%	22%	23%
Indonesia	N/A	N/A	N/A	N/A	N/A	N/A	6%	7%	15%	8%
Total	83%	85%	86%	86%	85%	83%	91%	84%	88%	76%

### b) Mid-Year WAUFP

Mid-Year students enrolled in the program are from Cambodia (1), China (3), Hong Kong (2), Indonesia (1), Kenya (1), Malaysia (4), Myanmar (4), Philippines (1), Singapore (7) and Thailand (2). The students enrolled in the program offshore are located in China, Indonesia, Kenya, Myanmar, Singapore and Thailand.



## **Setters, Checker and Markers**

### **a) WAUFP**

Twelve subject examination papers were written for the Standard examinations in 2022. All subjects, except ELACS, used the School Curriculum and Standards Authority WACE ATAR Year 12 syllabi. Most Setters and Checkers were experienced in WAUFP examination setting; there were 5 new Setters and 2 new Checkers for the 2022 papers.

All papers were marked independently by 2 experienced markers. Marking was completed online, with scans of offshore students' scripts being uploaded and onshore students' scripts scanned at TISC. The processes ran smoothly for all subjects.

### **b) Mid-Year WAUFP**

Eight subject examination papers were written for Mid-Year WAUFP examinations 2022-23. All subjects, except ELACS, use the School Curriculum and Standards Authority WACE ATAR Year 12 syllabi. Most Setters are independently appointed based on recommendations from Provider Colleges, with one new Setter appointed to set the Chemistry exam. Half of the Checkers currently come from within the Provider Colleges (including retired teachers) and half are independently appointed based on recommendations from Provider College staff.

## **Special Tertiary Admissions Test (STAT)**

Offshore students sat the STAT Multiple-Choice Section online through ACER; there were 3 students who did not sit the test. Onshore students sat the test at Canning College during the WAUFP external examinations and there were 2 absentees. The test results were used to scale students' final subject examinations.

All Mid-Year students sat the test in person except for one student who sat online through ACER.

## **Final Examinations**

An examination timetable was prepared by TISC and distributed to the colleges at the beginning of August. The final examinations were held over 2 weeks and coincided with the WACE examinations.

Canning College made all arrangements for the offshore supervision, as the teaching staff had access to Connect and Webex for facilitating this process. TISC monitored the examination period at the Canning College online supervision rooms.

TISC organised the supervision of the onshore examinations. The Chief Supervisors attended a training meeting at TISC the week before the commencement of the examinations. At this meeting all examination procedures were reviewed. All supervisors were sent a Supervisor's Manual outlining how to run the examinations and all signed a Supervisor's Agreement that outlined their duties. TISC ensured that all supervisors held a current Working with Children Check card.

One offshore student was alleged to have used a calculator in the Mathematics Applications examination but following the submission of subsequent information the breach of examination rules decision was overturned.

**Subject Moderation**

Moderation of each college’s assessments was carried out by standardising them to the same mean and standard deviation as the exam results of each college.

**Scaling**

**a) WAUFP**

The Scaling Process took place at TISC on 28 November 2022. Members of the Management Committee were emailed a summary of the WAUFP Scaling Process prior to results being finalised.

**b) Mid-Year WAUFP**

The Scaling Process took place at TISC on 7 June 2023.

**Results**

**a) WAUFP**

On 2 December all WAUFP results were made available on the TISC website. Results letters and certificates were also posted. TISC uploaded results for the International Centre of each university and also for the Provider Colleges.

**b) Mid-Year WAUFP**

On 9 June 2023 Mid-Year WAUFP results were made available on the TISC website. Results letters and certificates were posted on this date also. TISC uploaded results for the International Centre of each university and also for the Provider College.

**Relationship Between ELACS Results and the CPS**

**a) WAUFP**

	Number of students		
	with a CPS < 50	with a CPS ≥50	Total
Number of students with an ELACS score < 50	11	6	17
Number of students with an ELACS score ≥50	9	69 (73%)	78
<b>Total</b>	20	75	95

**b) Changes over the last 10 years**

The variations in the percentage of students with a CPS and ELACS score ≥50 (minimum requirement for university admission) reflects the differences in the abilities of the student cohort.

Year	% of students with a CPS and ELACS score $\geq 50$
2013	70
2014	72
2015	74
2016	78
2017	74
2018	75
2019	73
2020	71
2021	95
2022	73

**c) Mid-Year WAUFP**

	Number of students		
	with a CPS < 50	with a CPS $\geq 50$	Total
Number of students with an ELACS score < 50	0	1	1
Number of students with an ELACS score $\geq 50$	3	13 (76%)	16
<b>Total</b>	3	14	17

**d) Changes over the last 10 years years – Mid-Year WAUFP (first inclusion in Annual Report as Mid-Year now has 10 years of data)**

The variations in the percentage of students with a CPS and ELACS score  $\geq 50$  (minimum requirement for university admission) reflects the differences in the abilities of the each cohort. The Mid-Year cohort is small, so the percentage varies more than the Standard cohort in part b).

Year	% of students with a CPS and ELACS score $\geq 50$
2013-14	50%
2014-15	65%
2015-16	69%
2016-17	43%
2017-18	57%
2018-19	88%
2019-20	89%
2020-21	72%
2021-22	93%
2022-23	76%

## **Certificates of Achievement and Letters of Congratulations**

Certificates of Achievement were awarded to 73% of WAUFP Standard and 76% of WAUFP Mid-Year students.

Students received a certificate if they:

- Scored 50 or higher in the subject ELACS and therefore achieved English language competency, and
- Obtained a Combined Percentage Score (CPS) of at least 50.

Letters of congratulations were sent to students who had a CPS in the top 5%, and the top student in each subject with an enrolment of 10 or more students.

## **Future Changes**

1. From 2023, as border restrictions due to the COVID-19 pandemic have been lifted, the external examinations will no longer be offered online. Enrolment in the WAUFP is with the condition of being present in Perth for all external examinations including the STAT.
2. Anglican Schools Commission will commence offering the program at two new schools, St Mark's Anglican Community School and Swan Valley Anglican Community School. ELACS will be taught online to make this feasible.
3. From the 2023 school year, Mathematics Applications and Mathematics Methods can both be counted as part of the CPS. Mathematics Applications and Mathematics Specialist remain an unacceptable combination so they cannot both be counted as part of the CPS.

Sullivan Foster

Manager, Western Australian Universities' Foundation Program

## SCHOOL VISITS

TISC staff made over 100 visits to metropolitan and country schools to present information to major interest groups:

- Year 12 staff
- Year 12 students (and parents)
- School staff development days

Over 7,000 people are estimated to have attended presentations by TISC over this period.

The information presented centered on the Australian Tertiary Admission Rank (ATAR), requirements for university entry, the marks adjustment processes, preference and offer systems, and the services provided on the web. Presentations varied from 20-45 minutes.

### 2022

<b>Metropolitan Schools</b>	
July	St Hilda's Anglican School for Girls, UWA Fairway, Helena College, Ocean Reef SHS, Kennedy Baptist College, Fremantle College, CBC Fremantle
August	St Brigid's Catholic College, Christ Church Grammar School, Rossmoyne SHS, Montessori School, John Calvin Christian College, John Wollaston ACS, Canning Vale College, Como Secondary College, Living Waters Lutheran College, Servite College, Shenton College, Mt Lawley SHS, Leeming SHS, All Saints College, Butler College, Atwell College, Mercy College, Thornlie SHS
September	Mandurah Baptist College

<b>Country Schools</b>	
July	St Joseph's College, Denmark SHS, Great Southern Grammar, Albany SHS
August	Dalyellup College, Australind SHS, Bunbury SHS, Bunbury Cathedral Grammar, Busselton SHS, Collie SHS, St Mary MacKillop, Bunbury Catholic College, Cornerstone Christian College, Georgiana Molloy ACS, Manea Senior College, Eastern Goldfields College, John Paul College

### 2023

<b>Metropolitan Schools</b>	
January	Fountain College
February	Mercedes College, Living Waters Lutheran College, Gilmore College, Harrisdale SHS, St James Anglican School
March	Fremantle College, Shenton College, Methodist Ladies College, Lakeland SHS, Butler College, All Saints College, Peter Moyes ACS, Frederick Irwin AS, Baldivis Secondary College, Kingsway Christian College, Byford Secondary College, Prendiville Catholic College, John XXIII College, Presbyterian Ladies' College, Emmanuel Catholic College, Lumen Christi College, Woodvale SC, Santa Maria College,
April	Bullsbrook College, Guildford Grammar School, Lynwood SHS, School of Isol. & Dist. Educ. (Teams), John Curtin College of Arts, Kelmscott SHS
May	Mazenod College, Irene McCormack Catholic College, St Mary's Anglican Girls School, Seton Catholic College, Morley SHS, Applecross SHS, Thornlie SHS, Aquinas College, Wesley College, Holy Cross College, Belmont City College, Southern River SHS,

	Darling Range Sports College, Penrhos College, All Saints College, Comet Bay College, Corpus Christi College
June	South Coast Baptist College, John Septimus Roe ACS, Perth Modern School, St Hilda's Anglican School for Girls, ViSN Catholic Education Office, Mindarie Senior College, Mandurah Baptist College, Mother Teresa Catholic College, Belridge Secondary College, Joseph Banks SC, Cecil Andrews College, Montessori School, Lesmurdie SHS, Swan Valley ACS, Sevenoaks Senior College, John Wollaston ACS

<b>Country Schools</b>	
March	Esperance SHS (Teams)
May	Central Midlands SHS (Teams), Eastern Goldfields, John Paul College, Pinjarra High School
June	John Paul College (Teams), Karratha SHS (Teams)

## SCHEDULE OF KEY DATES 2022-2023

---

### Key Dates for Undergraduate Admissions

Date	Principal event
4 April 2022	Applications for undergraduate admission open
25 July 2022	2023 TISC Guide despatched to all secondary schools with Year 12 students.
30 November 2022	Closing date for Educational Access Scheme (EAS) applications, to be considered for main round of offers.
18 December 2022	Western Australian 2022 Year 12 students' results available on the TISC website.
19 December 2022	Closing date to apply and change preferences for main round of offers.
21 December 2022	Universities Admission Advice Letter posted to WA Year 12 students who had requested and paid for copies.
23 December 2022	Main Round university offers available on the TISC website.
3 January 2023	Closing date for EAS applications, to be considered for second round of offers
15 January 2023	Closing date to apply and change preferences for inclusion in second round of offers.
20 January 2023	Second round offers available on the TISC website.
20 January 2023	TISC to notify all unsuccessful applicants at this time.

# TISC PUBLICATIONS

---

The following TISC publications were distributed/published between July 2022 and June 2023:

- 2023 TISC Guide
- STAT Booking Form
- Western Australian Universities' Foundation Program 2023 Administrative Procedures Manual

## Pamphlets/Flyers/Posters

- Guide to the Universities Admission Advice Letter
- Guide to the ATAR Certificate
- Release of Scaled Scores and ATARs (Information sheet)

## Online Publications

- Admission Requirements for School Leavers 2026
- International Baccalaureate brochure 2024
- Statistics (2021/2022)
  - Application and Offer Statistics – 2022/2023
- Lowest Offered Ranks 2023
- Guaranteed ATARs 2023
- Minimum ATARs 2023
- ATAR Statistics (2022)
  - ATAR Frequency Distribution Table
  - ATAR Gender Breakdown
  - WACE Courses used in ATAR
- Scaling Statistics (2022)
  - Histograms and Scaled Scores Statistics for WACE courses
  - Scaling Populations and Means
  - Scaling Information Sheet 2022
  - Summary Scaling Statistics – Percentages Greater than Specified Score
  - Summary Scaling Statistics – Scaled Scores for Specified Percentiles
- TISC School Circulars 2022 – 2023
- TISC Powerpoint Presentation for WA Year 12 students
- Annual Report 2021/2022



## SCHEDULE OF FEES AND CHARGES 2022-2023

Service	Fee*
Standard Application Fee	\$80
Despatch of TISC Guide to:	
Within Australia	\$20
Overseas	\$30
Duplicate Documents (UAAL, STAT or WAUFP results)	\$45
Initial hard copy of current UAAL	\$25
Additional copies (in the same transaction)	\$15
Certification of documents for interstate Admissions Centres	\$12 (plus \$1.50 per page)
Checking ATAR calculation	\$40
<b>STAT</b>	
One test only on one day (includes sample question booklet)	\$160
Both tests on one day (includes sample question booklet)	\$260
Special supervision fee (n/a to special needs candidates)	\$70
Change of session fee	\$70
Cancellation fee (prior to one full working day before test)	\$70
Despatch on behalf of ACER	\$20
<b>WAUFP</b>	
<i>Standard Intake 1, 2 (February/April to November 2022)</i>	
Support up to 13 Subjects	\$1,250/student or
Registration Fee	\$33,000 per college
Additional Subject (written only)	\$5,000
Additional Subject (with a practical)	\$6,100
<i>Mid-Year (August 2022 to June 2023)</i>	
Support up to 7 Subjects – One College only	\$1,150/student or
Registration Fee	\$45,000 per college
Additional Subject (written only)	\$4,800
Additional Subject (with a practical)	\$5,900
WAUFP Private Candidate fee	\$90

\* GST inclusive

# **WESTERN AUSTRALIAN UNIVERSITIES' FOUNDATION PROGRAM STATISTICS**

## **APPENDIX A**

---

Table 1 Western Australian University Foundation Program Moderation Statistics 2022

Table 2 Western Australian University Foundation Program Subjects Statistics 2022

# Western Australian Universities' Foundation Program

**Table 1: 2022 Moderation Statistics**

Subject	Scaling population		Assessment	Exam	Moderated Assessment
<b>Accounting and Finance</b>	20	mean	44.67	25.09	25.20
		stdev	16.94	13.51	13.31
<b>Business Management and Enterprise</b>	15	mean	44.45	51.62	51.62
		stdev	19.85	21.80	21.80
<b>Chemistry</b>	36	mean	55.09	49.87	49.92
		stdev	18.21	22.90	22.79
<b>Computer Science</b>	9	mean	63.81	63.89	63.89
		stdev	18.03	13.72	13.72
<b>Economics</b>	17	mean	61.05	36.76	37.48
		stdev	14.96	15.93	13.85
<b>ELACS</b>	94	mean	61.55	48.22	48.22
		stdev	13.03	11.77	11.77
<b>Human Biology</b>	47	mean	58.96	50.24	50.24
		stdev	18.55	16.92	16.92
<b>Mathematics Applications</b>	60	mean	57.64	49.58	49.58
		stdev	20.59	20.46	20.46
<b>Mathematics Methods</b>	26	mean	65.57	66.22	66.22
		stdev	17.27	18.59	18.59
<b>Mathematics Specialist</b>	12	mean	67.56	59.49	59.49
		stdev	12.22	15.40	15.40
<b>Physics</b>	19	mean	61.65	46.89	46.89
		stdev	16.17	13.99	13.99
<b>Psychology</b>	29	mean	49.16	40.92	40.92
		stdev	13.86	18.67	18.67

# Western Australian Universities' Foundation Program

**Table 2: 2022 Scaling Statistics**

Subject	Scaling pop.	Scores	max	min	mean	stddev	% > 50
<b>Accounting and Finance</b>	20	combined	58.32	2.89	25.14	13.03	5.00
		scaled	78.32	6.10	42.79	16.37	25.00
<b>Business Management and Enterprise</b>	15	combined	85.75	9.60	51.62	21.35	60.00
		scaled	89.31	10.73	58.11	22.70	66.67
<b>Chemistry</b>	36	combined	90.87	4.65	49.90	22.49	52.78
		scaled	98.17	7.06	63.54	24.13	66.67
<b>Computer Science</b>	9	combined	87.46	45.47	63.89	13.56	77.78
		scaled	91.32	50.16	67.18	13.67	100.00
<b>Economics</b>	17	combined	63.20	5.00	37.12	14.03	11.76
		scaled	80.92	9.50	50.50	15.53	64.71
<b>ELACS</b>	94	combined	70.69	25.32	48.22	11.19	45.74
		scaled	84.25	41.04	62.50	10.74	81.91
<b>Human Biology</b>	47	combined	83.39	14.99	50.24	16.54	51.06
		scaled	94.39	25.89	65.92	16.87	85.11
<b>Mathematics Applications</b>	60	combined	89.28	9.40	49.58	19.90	50.00
		scaled	96.94	13.22	60.11	20.74	63.33
<b>Mathematics Methods</b>	26	combined	88.52	23.35	66.22	18.19	80.77
		scaled	93.51	26.88	71.04	18.47	88.46
<b>Mathematics Specialist</b>	12	combined	81.85	30.72	59.49	15.11	75.00
		scaled	93.19	40.95	73.39	16.19	83.33
<b>Physics</b>	19	combined	69.21	25.30	46.89	13.12	42.11
		scaled	83.38	38.35	62.06	13.70	78.95
<b>Psychology</b>	29	combined	80.41	9.04	40.92	18.06	31.03
		scaled	91.18	14.31	54.03	18.54	65.52